


BPC-M4300D



Fanless Embedded Box PC with Intel® Braswell Celeron® Quad Core N3160 CPU

Small, Low Voltage and Powerful

DIN Rail and Wall Mount



Features

- Ultra Low Power and Fanless Design
- DP/ HDMI output supported
- Optional Wi-Fi Connection supported
- Rugged Design for Shock/Vibration Protection
- **Wall and DIN Rail Mount**
- TPM 2.0 Header

System

CPU	Soldered onboard Intel® Celeron®, Braswell N 3160 quad-core 1.6 ~ 2,24 GHz
Memory	1 x 204-pin DDR3L SO-DIMM socket, supporting 1600MHz SDRAM up to 8GB pre-install 2GB/4GB DDR3L SO-DIMM Memory Module
Graphics	Integrated Intel® HD 400 Graphic
LAN Chipset	Realtek RL8111G GbE controllers
Watchdog Timer	1~255 levels reset

I/O

Serial Port	2x COM Ports
USB Port	4 x USB 3.0 port 2 x USB 2.0 ports
LAN	2 x RJ-45 ports for GbE
Video Port	1 x DP female connector resolution 2560x1600 @ 60Hz resolution 3840x2160 @ 30Hz 1 x HDMI port resolution 2560x1600 @ 60Hz resolution 3840x2160 @ 30Hz
Audio	connector for Line-out / Line-in
Expansion Bus	1 x Mini-card socket, 1x mSATA

Environmental

Operating Temp.	-10 ~ 60°C, ambient w/ air flow
Storage Temp.	-40 ~ 85°C (-40 ~ 185°F)
Operating Humidity	10 ~ 95% @ 60°C (non-condensing)
Vibration	3 Grms/5~500Hz/random operation
Shock	Operating 40G (11ms), Non-operating 60G with mSATA

Qualification

Certification	Meet CE, FCC
Warranty	2 Years, Lifecycle at least 5 Years

Power Requirement

Power Input	DC 9V-36V input
Power Consumption	0.77A@12V (typical w/ N3160)

Storage

Storage	1 x mSATA socket, Optional pre-install 64GB/32GB mSATA SSD
---------	--

Mechanical

Construction	Alu Housing complete and with CPU Heat sink
Weight	0.6kg (1.32lb, Barebone)
Dimensions (W x D x H)	185 x 125 x 77mm

OS Support

Windows 7, 32-bit/64-bit and embedded
Windows 8.1, 32-bit/64-bit and embedded
Windows10, 32-bit/64-bit and embedded
Linux: Ubuntu

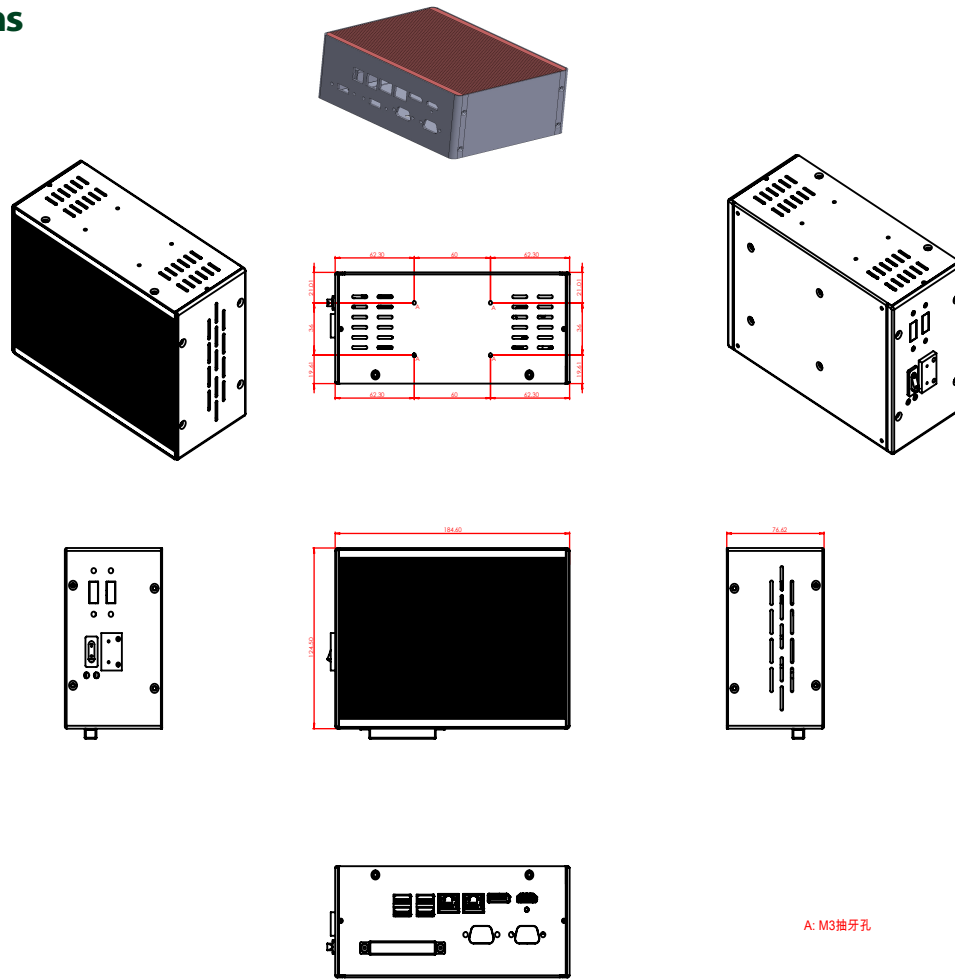
eBPC Computer für Industrie
Computer for Industry



Zimmersmühlenweg 14-18
D-61440 Oberursel/Ts.

Tel: 06171-9799110 E-Mail: info@alptech.de
Fax: 06171-9799115 www.alptech.de








Dimensions



Standard Accessories

WMK-200 Wall-mount kit for BPC-200 Series

Optional Configuration (CTOS* Kit)

WiFi-AT2200	Atheros AR9462 Wi-Fi module w/ 15cm internal wiring	
ANT-D11	1 x Wi-Fi Dual-band 2.4G/5G antenna	
4GB SO-DIMM	DDR3L-1600 4GB SO-DIMM Memory module	
8GB SO-DIMM	DDR3L-1600 8GB SO-DIMM Memory module	
SSD	mSATA MLC 64 / 128 GB	
DRK -200	DIN Rail Kit BPC-200	
Power Adaptor	12VDC, 5A, 60W, AC/DC Adaptor with power cord	

*CTOS means Configure-to-Order Service.