

# BPC-500-9108-P6G3



ALPTECH  
Computer for Industry

Ruggedized Edge AI Computing Platform supporting NVIDIA® RTX-3090 GPU Card,  
Intel®10<sup>th</sup> Gen Xeon®Core™ Processor with 6 GbE PoE



## Features

- Intel 10<sup>th</sup> Gen (Comet Lake-S) with W480E chipset
- Supports NVIDIA® RTX-30 series up to 350W GPU( up to 334.6mm length)
- Wide Range DC power input (24~36V)
- HDMI x 1 +VGA x1 ( 2 independent display )
- Power on/off delay control/ Configurable ignition power control
- TPM2.0 support
- 2 x outside accessible SATA SSD, supporting RAID 0,1
- 2 x USB3.2 supports up to 10Gbps data transfer rate
- Front-accessible I/O support
- PWM FAN control support
- 6 x 802.3af Gigabit PoE ports
- 1 x M.2 (NGFF) B-Key(2242/3052/2280) socket for storage or 5G / LTE
- 1 x M.2 (NGFF) E-Key(2230) socket for WiFi / BT

<b>System</b>	
CPU	10 <sup>th</sup> generation Intel® Xeon®Core™i9/i7/i5/i3 processor in LGA1200 socket
Memory	2 x 260-pin DDR4 SO-DIMM sockets, supporting 2933 ( i9/ i7 CPU)/2666( i5/ i3 CPU)/2400 MHz (Pentium/ Celeron CPU) SDRAM up to 64GB (ECC / Non-ECC)
Chipset	Intel® W480E
Graphics	Integrated Intel® HD Graphics
ATA	2 x Serial ATA ports with 600MB/s HDD transfer rate
LAN Chipset	1 x Intel® WGI225LM 2.5GigE LAN 1 x Intel® WGI219LM PCIe controllers w/ iAMT14.0 6 x Intel® WGI211AT PCIe controllers for PoE
Watchdog Timer	1~255 levels reset
<b>I/O</b>	
Serial Port	2 x RS-232/422/485 configurable (default RS-232)
USB Port	2 x USB 3.2 Gen2 (10Gbps) / 2.0 ports 2x USB 2.0
LAN	2 x RJ-45 ports for GbE/2.5GbE 6 x RJ-45 ports for PoE (Power budget 60W)
Video port	1 x HDMI 1 x DB-15 female connector for Analog RGB
Digital I/O	1x DB25 connector for DIO ( 8 in /8 out ) port
Audio	Mic-in/Line-out
Expansion Bus	1 x mini-PCI Express Slot interconnected with SIM card sockets for optional WiFi/BT/3G/LTE/ GPS (PClex1+USB2.0, Full Size) 1 x M.2 E key ( 2230) with PClex1+USB2.0, for Wireless 1 x M.2 B key ( 2242/3052/2280 ) w/ (PClex2+USB3.0+SATA ) interconnected with SIM for 5G / LTE expansion or for storage ( either one) 1 x PCIe x16 slot for 350W GPU card 3 x PCI slots

<b>Environmental</b>	
Operating Temp.	80W TDP CPU : -20 ~ 50°C (-4 ~ 122°F) 65W TDP CPU : -20 ~ 55°C (-4 ~ 131°F) 35W TDP CPU : -20 ~ 70°C (-4 ~ 158°F) w/ NVIDIA® RTX-3090 : -20 ~ 45°C (-4 ~ 112°F)
Storage Temp.	-40 ~ 85°C (-40 ~ 185°F)
Operating Humidity	10 ~ 95% @ 50°C (non-condensing)
Vibration	Comply with MIL-STD-810G, Method 514.6, Category 4 w/ SSD
Shock	Comply with MIL-STD-810G, Method 516.6, Table 516.6-II, 20G
<b>Qualification</b>	
Certification	CE, FCC Class A
<b>Power Requirement</b>	
Main Power Input	DC 12~36V input (w/ 2-pin DC input terminal block )
Secondary Power Input	DC 24-36V input ( w/ 4-pin DC input terminal block for graphic cards power support)
Ignition Switch	2-pin terminal block: IGN, GND
<b>Storage</b>	
Type	2 x 2.5" drive bays (outside accessible ) 1 x M.2 B key ( 2242/3052/2280 ) w/ (PClex2+USB3.0+SATA ) interconnected with SIM for 5G/ LTE expansion or storage ( either one)
<b>Mechanical</b>	
Construction	Metal
Mounting	Wall-mount
Weight	7.4 kg (16.31lb)
Dimensions (W x D x H)	181 x 380 x 250 mm
<b>OS Support</b>	
Windows	Windows 10 IOT Enterprise 2019
Linux	( Kernal 4.9 )
<b>Ordering Information</b>	
BPC-9108-P6G3	Ruggedized Edge AI Computing Platform supporting NVIDIA® RTX-3090 GPU Card, Intel® 10 <sup>th</sup> Gen Xeon® Core™ Processor with 6 x GbE PoE ( Up to 80W TDP CPU)

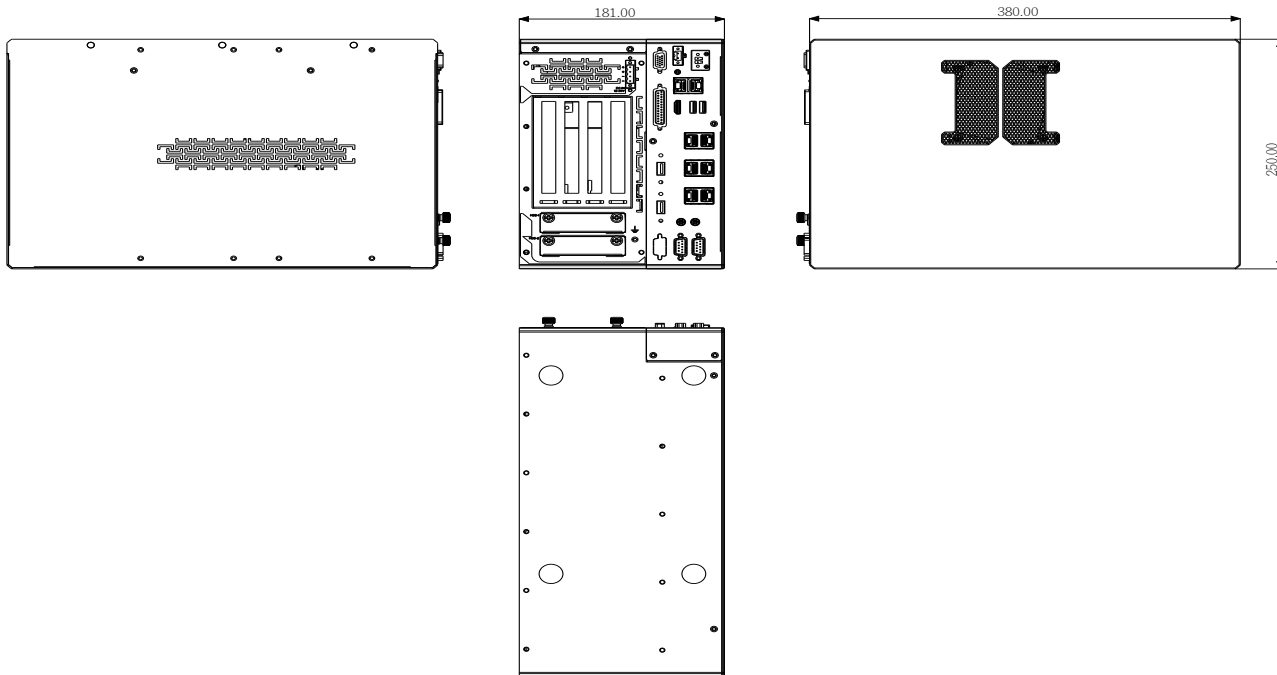
Alptech Elektronik GmbH






Zimmersmühlenweg 14-18  
D-61440 Oberursel/Ts.

Tel: 06171-9799110 E-Mail: info@alptech.de  
Fax: 06171-9799115 www.alptech.de






## Dimensions



### Optional Accessories

WMK-7000	Wall-mount kit for FPC-7XXX Series	
PAC-180W6C-FSP	180W AC/DC 24V adapter kit (For System )	
PAC-480W6C-MW	480W AC/DC 24V DIN Rail adapter kit (For GPU Box)	

### Optional Configuration (CTOS\* Kit)

MK-4C-4G/8G/16G/32G	DDR4-2400 4GB/8GB/16GB/32G(DDR4-2933) SDRAM DIMM kit	
WIFI-IN2550	Intel AX200NGW M.2 Wi-Fi 6 module w/ 2 x 30cm internal wires	
ANT-H11	1 x 2dBi HSUPA antenna	
ANT-D11	1 x WiFi dual-band 2.4G/5G antenna	
Xeon® W-1250E	Intel® Xeon® W-1250E processor, L2/12M, 3.5G	
Core™ i9-10900E	Intel® 10 <sup>th</sup> Gen. Core™ i9-10900E processor, L2/20M, 2.8G	
Core™ i9-10900TE	Intel® 10 <sup>th</sup> Gen. Core™ i9-10900TE processor, L2/20M, 1.8G	
Core™ i7-10700E	Intel® 10 <sup>th</sup> Gen. Core™ i7-10700E processor, L2/16M, 2.9G	
Core™ i7-10700TE	Intel® 10 <sup>th</sup> Gen. Core™ i7-10700TE processor, L2/16M, 2.0G	
Core™ i5-10500E	Intel® 10 <sup>th</sup> Gen. Core™ i5-10500E processor, L2/12M, 3.1G	
Core™ i5-10500TE	Intel® 10 <sup>th</sup> Gen. Core™ i5-10500TE processor, L2/12M, 2.3G	



Powered by Arbor